

Listing Department,
BSE Limited,
 P. J. Towers, Dalal Street,
 Mumbai-400001

Listing Department,
National Stock Exchange of India Ltd.
 "Exchange Plaza",
 Bandra – Kurla Complex,
 Bandra – East, Mumbai- 400 051

Dear Sir/Madam,

Sub: Outcome of the Board Meeting

Meeting Commencement time : 3.00 P.M.
 Meeting Conclusion Time : 5.45 P.M.

The Board of Directors at its meeting held today, considered and approved the following matters:

1. Approved the Unaudited Standalone and Consolidated financial results for the Quarter and Half Year ended 30th September, 2019.

A copy of Unaudited Standalone and Consolidated Financial Results for the Quarter and Half Year ended 30th September, 2019 is enclosed herewith.

2. Re-constituted the Nomination and Remuneration Committee of the Board of Directors of the Company pursuant to Section 178 of the Companies Act and Regulation 19 of the SEBI (Listing Obligations and Disclosure Requirements) Regulations, 2015. The revised composition of the Nomination and Remuneration Committee is as under:

Nomination & Remuneration Committee	
Mr. Vijay Agarwal	Chairman of the Committee - Independent Director
Mr. Humayun Dhanrajgir	Member of the Committee - Independent Director
Mr. H. Subramaniam	Member of the Committee - Independent Director
Mr. Rajneesh Anand	Member of the Committee - Non – Independent Non Executive Director

This may be taken as compliance under the Listing Regulations.

Kindly acknowledge.

Thanking you,
 Yours faithfully,
 For **THEMIS MEDICARE LIMITED**

Sangameshwar Iyer



SANGAMESHWAR IYER
COMPANY SECRETARY

Themis Medicare Limited



Raju P. Sardar
B.Com., F.C.A.

R. P. Sardar & Co.
Chartered Accountants

102, Beuna Vista, Next to ICICI Bank, Holy Cross Road,
I. C. Colony, Borivali (West), Mumbai - 400 103.
Tel.: 2893 3556 / 6563 3556 • Mobile : 98212 16687
E-mail : rpsardar@gmail.com

Limited Review Report on Quarterly Unaudited Standalone Financial Results of Themis Medicare Limited pursuant to the Regulation 33 of the SEBI (Listing Obligations and Disclosure Requirements) Regulations, 2015

**To The Board of Directors of
Themis Medicare Limited.**

We have reviewed the accompanying statement of unaudited Standalone financial results (the "Statement") of Themis Medicare Limited (the "Company") for the quarter ended 30th September, 2019, attached herewith, being submitted by the Company pursuant to the requirements of Regulation 33 of the SEBI (Listing Obligations and Disclosure Requirements) Regulations, 2015 (the "Listing Regulations").

This Statement is the responsibility of the Company's management and has been approved by the Board of Directors. Our responsibility is to issue a report on this statement based on our review.

We conducted our review in accordance with the Standard on Review Engagement (SRE) 2410, 'Review of Interim Financial Information Performed by the Independent Auditor of the Entity', issued by the Institute of Chartered Accountants of India. This standard requires that we plan and perform the review to obtain moderate assurance as to whether the Statements are free of material misstatement. A review is limited primarily to inquiries of Company personnel and analytical procedures applied to financial data and thus provide less assurance than an audit. We have not performed an audit and accordingly, we do not express an audit opinion.

Based on our review conducted as above, nothing has come to our attention that causes us to believe that the accompanying statement of unaudited financial results prepared in accordance with applicable Indian Accounting Standards (IND AS) and other recognized accounting practices and policies, has not disclosed the information required to be disclosed in terms of Regulation 33 of the SEBI (Listing Obligations and Disclosure Requirements) Regulations, 2015, read with circular issued from time to time, including the manner in which it is to be disclosed, or that it contains any material misstatement.

R. P. Sardar & Co.
Chartered Accountants
Registration No. 109273W



Raju P. Sardar
Proprietor
Membership No. 037845

Place: Mumbai
Date: 14th November, 2019

UDIN: 19037845 AAAAIMCC27



Raju P. Sardar
B.Com., F.C.A.

R. P. Sardar & Co.
Chartered Accountants

102, Beuna Vista, Next to ICICI Bank, Holy Cross Road,
I. C. Colony, Borivali (West), Mumbai - 400 103.
Tel.: 2893 3556 / 6563 3556 • Mobile : 98212 16687
E-mail : rpsardar@gmail.com

Limited Review Report on Quarterly Unaudited Consolidated Financial Results of Themis Medicare Limited pursuant to the Regulation 33 of the SEBI (Listing Obligations and Disclosure Requirements) Regulations, 2015

***To The Board of Directors of
Themis Medicare Limited.***

1. *We have reviewed the accompanying statement of unaudited consolidated financial results of Themis Medicare Limited (the "Holding Company"), its one foreign subsidiary, 2 Indian Subsidiaries, one Associate & one Joint Venture (together referred to as "the Group") for the quarter ended September 30, 2019 attached herewith, being submitted by the Company pursuant to the requirements of Regulations 33 of the SEBI (Listing, Obligations and Disclosure requirements) Regulations, 2015 (the "Listing regulations"). Attention is drawn to the fact that the consolidated figures for the corresponding quarter ended September 30, 2018 and period from April 1, 2018 to September 30, 2018, Statement of cash flows for the corresponding period from April 1, 2018 to September 30, 2018, as reported in these unaudited consolidated Ind AS financial results have been approved by the Holding Company's Board of Directors, but have not been subjected to review.*
2. *This statement is the responsibility of the Holding Company's management and has been approved by the Board of Directors. Our responsibility is to issue a report on these financial results based on our review.*
3. *We conducted our review in accordance with the Standard on Review Engagements (SRE) 2410, "Review of Interim Financial Information Performed by the Independent Auditor of the Entity" issued by the Institute of Chartered Accountants of India. This Standard requires that we plan and perform the review to obtain moderate assurance as to whether the financial statements are free of material misstatement. A review is limited primarily to inquiries of Holding Company personnel and analytical procedures applied to financial data and thus provide less assurance than an audit. We have not performed an audit and accordingly, we do not express an audit opinion.*
4. *Other Matters:*
 - a. *We did not review the financial statements of a foreign subsidiary included in the consolidated financial statements, whose financial statements reflect total assets of Rs.42.21 lacs as at September 30, 2019, total revenue of Rs. NIL and net loss (total comprehensive income) of Rs.0.32 lacs for the quarter ended September 30,2019 respectively. These financial statements have been certified by the Company's Management and furnished to us, and our opinion, in so far as it relates to the amount and disclosures included in respect of the said subsidiary is based solely on these certified financial statements.*
 - b. *We did not review the financial results of 1 associate & 1 Joint Venture included in the consolidated financial statements, whose financial statements reflect net profit (total comprehensive income after tax) of Rs.367.88 lacs (represents Group's share) for the quarter ended September 30, 2019. These financial statements have been reviewed by other auditor whose review report has been furnished to us by the Company's management and our conclusion on the Statement, in so far as it relates to the amounts*



Raju P. Sardar
B.Com., F.C.A.

R. P. Sardar & Co.
Chartered Accountants

102, Beuna Vista, Next to ICICI Bank, Holy Cross Road,
I. C. Colony, Borivali (West), Mumbai - 400 103.
Tel.: 2893 3556 / 6563 3556 • Mobile : 98212 16687
E-mail : rpsardar@gmail.com

and disclosures included in respect of the associate & Joint Venture, is based solely on the report of the other auditor and our opinion is based solely on the report of such other auditor.

5. *Based on our review, conducted as above, nothing has come to our attention that causes us to believe that the accompanying statement of unaudited financial results prepared in accordance with applicable Indian Accounting Standards (IND AS) and other recognized accounting practices and policies has not disclosed the information required to be disclosed in terms of Regulation 33 of the SEBI (Listing Obligations and Disclosure Requirements) Regulations, 2015 read with Circulars issued from time to time including the manner in which it is to be disclosed, or that it contains any material misstatement.*

R. P. Sardar & Co.
Chartered Accountants
Registration No. 109273W



Raju P. Sardar
Proprietor
Membership No. 037845

Place: Mumbai

Date: 14th November, 2019

UDIN: 19037845 AAAAING523

THEMIS MEDICARE LTD

CIN NO : L24110GJ1969PLC001590

Regd. Off. Plot No. 69A, GIDC Indl. Estate, Vapi - 396195, Dist Valsad, Gujarat. (T) 0260-2431447 / 0260-2430219.

Corporate Office : 11/12, Udyog Nagar, S. V. Road, Goregaon (West), Mumbai-400 104.

Email ID : themis@themismedicare.com. Website Address : www.themismedicare.com.

Statement of Unaudited Financial Results for the quarter and half year ended 30th September 2019.

(Amount in INR Lakhs)

	Particulars	STANDALONE					
		3 months ended	Preceeding 3 months ended	Corresponding 3 months ended	Year to date figures for the current period ended	Year to date figures for the previous period ended	Previous Year ended
		30/09/2019	30/06/2019	30/09/2018	30/09/2019	30/09/2018	31/03/2019
		(Unaudited)	(Unaudited)	(Unaudited)	(Unaudited)	(Unaudited)	(Audited)
1	Revenue from Operations	5,032.30	5,133.37	4,949.14	10,165.67	9,994.85	18,410.82
2	Other Income	7.75	10.07	197.61	17.82	227.92	269.22
3	Total Income (1 + 2)	5,040.05	5,143.44	5,146.75	10,183.49	10,222.77	18,680.04
4	Expenses :						
	(a) Cost of materials consumed	1,323.28	1,294.27	1,543.64	2,617.55	2,356.43	4,923.25
	(b) Purchases of stock-in-trade	509.58	488.49	536.09	998.07	1,030.08	1,957.58
	(c) Changes in inventories of finished goods,work-in-progress and stock-in-trade	36.18	(4.39)	(245.67)	31.79	158.72	(21.94)
	(d) Employee benefits expense	1,127.79	1,082.19	1,175.54	2,209.98	2,392.16	4,564.42
	(e) Finance Costs	330.47	321.01	277.02	651.48	559.05	1,182.08
	(f) Depreciation and amortisation expense	206.26	206.52	196.90	412.78	390.63	797.72
	(g) Other expenses	1,492.00	1,522.04	1,661.16	3,014.04	3,357.00	6,730.27
	Total expenses	5,025.56	4,910.13	5,144.68	9,935.69	10,244.07	20,133.38
5	Profit / (Loss) before exceptional items and tax (3 - 4)	14.49	233.31	2.07	247.80	(21.30)	(1,453.34)
6	Exceptional items	-	-	-	-	-	-
7	Profit / (Loss) before tax (5 - 6)	14.49	233.31	2.07	247.80	(21.30)	(1,453.34)
8	Tax expense :						
	(a) Current Tax	-	-	-	-	-	-
	(b) Deferred Tax	(48.96)	(20.11)	(32.36)	(69.07)	(63.07)	(183.74)
9	Profit / (Loss) for the period (7 - 8)	63.45	253.42	34.43	316.87	41.77	(1,269.60)
10	Other Comprehensive Income :						
	(a i) Items that will not be reclassified to Profit & Loss	(1.83)	(1.84)	(2.10)	(3.67)	(4.20)	(7.34)
	(a ii) Income Tax relating to Items that will not be reclassified to Profit & Loss	0.54	0.53	0.72	1.07	1.45	2.14
	(b) Items that will be reclassified to Profit & Loss	-	-	-	-	-	-
11	Total Comprehensive Income for the period (9 + 10)	62.16	252.11	33.05	314.27	39.02	(1,274.80)
12	Paid up Equity Share Capital (Face Value of Rs.10/- per Equity Share)	918.09	918.09	918.09	918.09	918.09	918.09
13	Other Equity (Excluding Revaluation Reserve)						9,878.37
14	Earnings per share :						
	(a) Basic	0.69	2.76	0.37	3.45	0.45	(13.83)
	(b) Diluted	0.69	2.76	0.37	3.45	0.45	(13.83)



THEMIS MEDICARE LTD

CIN NO : L24110GJ1969PLC001590

Regd. Off. Plot No. 69A, GIDC Indl. Estate, Vapi - 396195, Dist Valsad, Gujarat. (T) 0260-2431447 / 0260-2430219.

Corporate Office : 11/12, Udyog Nagar, S. V. Road, Goregaon (West), Mumbai-400 104.

Email ID : themis@themismedicare.com. Website Address : www.themismedicare.com.

Statement of Unaudited Financial Results for the quarter and half year ended 30th September 2019.

(Amount in INR Lakhs)

	Particulars	CONSOLIDATED					
		3 months ended	Preceding 3 months ended	Corresponding 3 months ended	Year to date figures for the current period ended	Year to date figures for the previous period ended	Previous Year ended
		30/09/2019	30/06/2019	30/09/2018	30/09/2019	30/09/2018	31/03/2019
		(Unaudited)	(Unaudited)	(Unaudited)	(Unaudited)	(Unaudited)	(Audited)
1	Revenue from Operations	5,032.30	5,133.37	4,949.14	10,165.67	9,994.85	18,375.47
2	Other Income	7.75	9.44	197.00	17.19	226.67	266.72
3	Total Income (1 + 2)	5,040.05	5,142.81	5,146.14	10,182.86	10,221.52	18,642.19
4	Expenses :						
	(a) Cost of materials consumed	1,323.28	1,294.27	1,543.64	2,617.55	2,356.43	4,923.25
	(b) Purchases of stock-in-trade	509.58	488.49	536.09	998.07	1,030.08	1,957.58
	(c) Changes in inventories of finished goods,work-in-progress and stock-in-trade	36.18	(4.39)	(245.67)	31.79	158.72	(50.31)
	(d) Employee benefits expense	1,127.79	1,082.19	1,178.50	2,209.98	2,396.76	4,569.40
	(e) Finance Costs	330.49	321.02	277.02	651.51	559.05	1,182.12
	(f) Depreciation and amortisation expense	206.26	206.58	197.12	412.84	391.07	799.03
	(g) Other expenses	1,492.34	1,522.04	1,662.97	3,014.38	3,367.56	6,747.64
	Total expenses	5,025.92	4,910.20	5,149.67	9,936.12	10,259.67	20,128.71
5	Profit / (Loss) before exceptional items, share of Profit/(Loss) of associates and joint venture and tax (3 - 4)	14.13	232.61	(3.53)	246.74	(38.15)	(1,486.52)
6	Exceptional items	-	-	-	-	-	-
7	Profit / (Loss) before share of Profit / (Loss) of associates and joint venture and tax (5 - 6)	14.13	232.61	(3.53)	246.74	(38.15)	(1,486.52)
8	Add: Share of Profit / (Loss) of associates and a joint venture for the period	104.74	263.14	(58.56)	367.88	30.26	226.80
9	Profit / (Loss) before tax (7 + 8)	118.87	495.75	(62.09)	614.62	(7.89)	(1,259.72)
10	Tax expense :						
	(a) Current Tax	-	-	-	-	-	-
	(b) Deferred Tax	(48.96)	(20.11)	(32.36)	(69.07)	(63.07)	(183.74)
11	Profit / (Loss) for the period (9 - 10)	167.83	515.86	(29.73)	683.69	55.18	(1,075.98)
	Attributable to :						
	Equity holders of the Parent	167.83	515.86	(29.23)	683.69	56.74	(1,074.16)
	Non - Controlling interests	-	-	(0.50)	-	(1.56)	(1.82)
12	Other Comprehensive Income :						
	(a i) Items that will not be reclassified to Profit & Loss	(1.83)	(1.84)	(2.10)	(3.67)	(4.20)	(7.34)
	(a ii) Income Tax relating to Items that will not be reclassified to Profit & Loss	0.54	0.53	0.72	1.07	1.45	2.14
	(a iii) Share of Other Comprehensive Income of Associates and Joint Ventures accounted using equity method	0.02	(0.01)	0.24	0.01	0.47	0.03
	(b) Items that will be reclassified to Profit & Loss	(6.01)	3.66	3.57	(2.35)	8.28	0.46
13	Total Comprehensive Income for the period (11 + 12)	160.55	518.20	(27.30)	678.75	61.18	(1,080.69)
	Attributable to :						
	Equity holders of the Parent	160.55	518.20	(26.68)	678.75	62.74	(1,078.60)
	Non - Controlling interests	-	-	(0.62)	-	(1.56)	(2.09)
14	Paid up Equity Share Capital (Face Value of Rs.10/- per Equity Share)	918.09	918.09	918.09	918.09	918.09	918.09
15	Other Equity (Excluding Revaluation Reserve)						11,353.69
16	Earnings per share :						
	(a) Basic	1.83	5.62	(0.32)	7.45	0.60	(11.72)
	(b) Diluted	1.83	5.62	(0.32)	7.45	0.60	(11.72)




THEMIS MEDICARE LTD

NOTES :

1 Statement of Assets and Liabilities :

(Amount in INR Lakhs)

	Particulars	(STANDALONE)		(CONSOLIDATED)	
		As at 30th September, 2019	As at 31st March, 2019	As at 30th September, 2019	As at 31st March, 2019
		(Unaudited)	(Audited)	(Unaudited)	(Audited)
	ASSETS				
	Non-Current Assets				
	(a) Property, Plant and Equipment	11,869.00	12,176.04	11,869.90	12,176.17
	(b) Capital Work-in-Progress	305.19	245.49	305.19	245.49
	(c) Intangible Assets	153.48	164.40	153.48	164.40
	(d) Investments accounted for using the equity method		-	3,006.74	2,638.88
	(e) Financial Assets				
	(i) Investments	1,099.60	1,102.40	21.45	24.88
	(ii) Other Financial Assets	121.04	25.79	121.04	25.79
	(f) Deferred Tax Asset (Net)	733.89	663.74	733.89	663.74
	(g) Other Non-Current Assets	497.94	485.29	497.94	485.29
		14,780.14	14,863.15	16,709.63	16,424.64
	Current assets				
	(a) Inventories	5,112.41	5,335.27	5,146.60	5,363.49
	(b) Financial Assets				
	(i) Trade Receivables	8,131.37	7,326.09	8,131.37	7,290.73
	(ii) Cash and Cash Equivalents	302.23	172.86	303.13	175.47
	(iii) Bank Balances Other than (ii) above	204.46	169.61	204.46	169.61
	(iv) Other Financial Assets	472.49	407.04	472.49	407.04
	(c) Other Current Assets	1,531.28	1,659.42	1,451.56	1,579.97
		15,754.24	15,070.29	15,709.61	14,986.31
	TOTAL	30,534.38	29,933.44	32,419.24	31,410.95
	EQUITY AND LIABILITIES				
	Equity				
	(a) Equity Share capital	918.09	918.09	918.09	918.09
	(b) Other Equity	13,723.92	13,415.61	15,571.21	14,890.93
	Equity attributable to equity holders of the parent	14,642.01	14,333.70	16,489.30	15,809.02
	Non Controlling Interest	-	-	(0.04)	(1.75)
	Total Equity	14,642.01	14,333.70	16,489.26	15,807.27
	Liabilities				
	Non Current Liabilities				
	(a) Financial Liabilities				
	(i) Borrowings	750.35	935.10	750.35	935.10
	(ii) Other Financial Liabilities	40.64	-	40.64	-
	(b) Provisions	-	-	-	-
		790.99	935.10	790.99	935.10
	Current Liabilities				
	(a) Financial Liabilities				
	(i) Borrowings	6,967.12	6,685.50	6,967.12	6,685.50
	(ii) Trade Payables				
	total outstanding dues of micro enterprises and small enterprises	46.34	28.98	46.34	28.98
	total outstanding dues of creditors other than micro enterprises and small enterprises	3,444.50	3,472.93	3,480.29	3,475.03
	(iii) Other Financial Liabilities	4,487.37	4,162.95	4,488.05	4,162.95
	(b) Other Current Liabilities	25.96	207.50	27.10	209.34
	(c) Provisions	130.09	106.78	130.09	106.78
		15,101.38	14,664.64	15,138.99	14,668.58
	TOTAL	30,534.38	29,933.44	32,419.24	31,410.95




THEMIS MEDICARE LTD

2 Statement of Cash Flows :

(Amount in INR Lakhs)

	(STANDALONE)		(CONSOLIDATED)	
	Half year ended 30.09.2019	Half year ended 30.09.2018	Half year ended 30.09.2019	Half year ended 30.09.2018
	(Unaudited)	(Unaudited)	(Unaudited)	(Unaudited)
CASH FLOWS FROM OPERATING ACTIVITIES:				
Profit before tax	247.80	(21.30)	614.59	(7.90)
Adjustments for:				
Depreciation and amortisation expense	412.78	390.63	412.85	391.07
Loss on sale of property, plant and equipment	1.07	6.45	1.07	6.45
Employee share-based payment expense	2.76	10.33	2.76	10.33
Changes in fair value of financial instruments at fair value through profit or loss	3.43	4.00	3.43	4.00
Fair valuation of financial guarantee	(0.63)	(1.25)	-	-
Dividend and interest income classified as investing cash flows	(15.38)	(166.53)	(15.38)	(166.53)
Finance costs	651.48	559.05	651.51	559.05
Reversal of loss allowance on financial assets	-	7.24	-	7.24
Share of (profit) Loss from joint ventures and associates	-	-	(367.89)	(30.73)
Change in operating assets and liabilities:				
(Increase)/Decrease in trade receivables	(805.28)	(1,026.96)	(840.64)	(1,026.95)
(Increase)/Decrease in inventories	222.87	(302.40)	216.89	(302.40)
Increase/(decrease) in trade payables	(11.07)	293.79	22.63	293.04
(Increase) in other financial assets	(160.70)	(10.88)	(160.70)	(10.87)
(Increase)/decrease in other assets	128.14	42.65	128.42	(1,209.30)
Increase/(decrease) in provisions	19.64	29.33	23.31	29.33
(Increase)/Decrease in Other bank balance	(34.85)	81.90	(34.86)	81.90
Increase/(decrease) in other financial liabilities	66.21	540.66	69.33	540.14
Increase in other current liabilities	(181.53)	(34.75)	(182.24)	1,232.50
Cash generated from operations	546.74	401.96	545.08	400.37
Less: (Income taxes paid)/ refund received (Net)	(12.65)	(13.95)	(12.65)	(13.95)
Net cash inflow from operating activities	534.09	388.01	532.43	386.42
CASH FLOWS FROM INVESTING ACTIVITIES:				
Payments for property, plant and equipment	(93.03)	(407.66)	(93.03)	(407.66)
Proceeds from sale of property, plant and equipment	3.15	7.85	3.15	7.85
Dividends received	0.00	150.92	-	150.92
Interest received	15.38	15.61	15.38	15.61
Net cash outflow from investing activities	(74.50)	(233.28)	(74.50)	(233.28)
CASH FLOWS FROM FINANCING ACTIVITIES:				
Proceeds from current borrowings (Net)	281.63	445.44	281.61	445.44
Repayment of non current borrowings	39.63	(121.85)	39.63	(120.31)
Interest paid	(651.48)	(559.05)	(651.51)	(559.05)
Net cash inflow (outflow) from financing activities	(330.22)	(235.46)	(330.27)	(233.92)
Net increase (decrease) in cash and cash equivalents	129.37	(80.73)	127.66	(80.78)
Cash and Cash Equivalents at the beginning of the financial year	172.86	448.23	175.47	448.50
Cash and Cash Equivalents at end of the year	302.23	367.50	303.13	367.72
Reconciliation of cash and cash equivalents as per the cash flow statement:				
Cash and cash equivalents as per above comprise of the following:				
Balances with banks				
- On current accounts	284.23	354.49	284.87	354.71
Cash on hand	18.00	13.01	18.26	13.01
Balances per statement of cash flows	302.23	367.50	303.13	367.72



THEMIS MEDICARE LTD

- 3) This Unaudited Standalone and Consolidated financial statements for the quarter and half year ended September 30th, 2019 have been reviewed and recommended by the Audit & Risk Management Committee and approved by the Board of Directors at its meeting held on November 14th, 2019. The Statutory Auditors of the Company have conducted limited review of the above Unaudited Standalone and Consolidated financial results for the quarter and half year ended September 30th, 2019.
- 4) The above financial results have been prepared in accordance with Indian Accounting Standards (Ind AS) notified under the Companies (Indian Accounting Standards) Rules 2015.
- 5) The Company operates in a single Business segment i.e Pharmaceuticals and hence does not have any reportable segments as per Indian Accounting Standard (Ind AS) 108 - "Operating Segments".
- 6) Effective 01 April 2019, the Company adopted Ind AS 116 "Leases" and applied the standard to all lease contracts existing on 01 April, 2019 using the modified retrospective method on the date of initial application. Consequently, the Company recorded the lease liability and right of use assets at the present value of the lease payments discounted at the incremental borrowings as on date of initial application. Comparatives as at and for the year ended 31 March, 2019 have not been retrospectively adjusted and therefore will continue to be reported under the accounting policies included as part of our Annual Report for year ended 31 March, 2019. Ind AS 116 will result in an increase in cash inflows from operating activities and increase in cash outflows from financing activities on account of lease payments.
- 7) The Statement of Cash Flows for the corresponding half year ended 30.09.2018 is approved by the Board of Directors of the Company but has not been subjected to review by the Statutory Auditors.
- 8) The Consolidated numbers for the quarter and half year ended September 30, 2018, as reported in these unaudited consolidated financial results, have not been subjected to limited review or audit by the Statutory Auditors of the Company.
- 9) Figures for the corresponding previous year/period have been regrouped/rearranged, wherever necessary, to make them comparable.

For R. P. Sardar & Co.
Chartered Accountants




Raju P. Sardar
Proprietor

Place : Mumbai
Date : 14 / 11 / 2019



By Order of the Board
For THEMIS MEDICARE LTD



Dr. SACHIN PATEL
(Managing Director & CEO)
(DIN No. 00033353)

